

54W LED Flat Panel light

Cool White



Product Code: FL54PANC

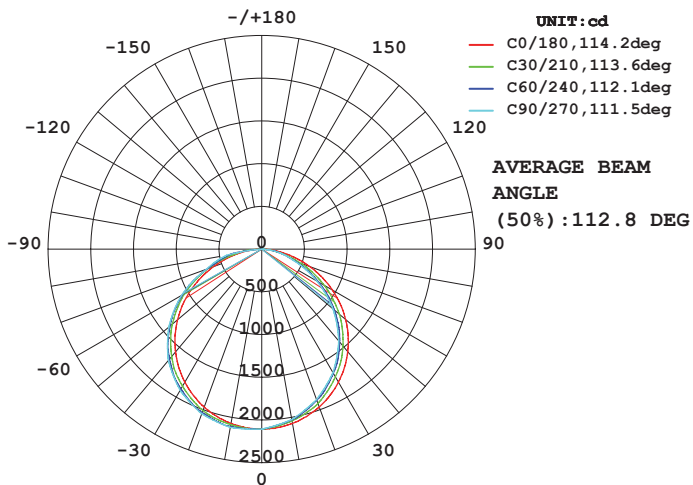
Barcode:



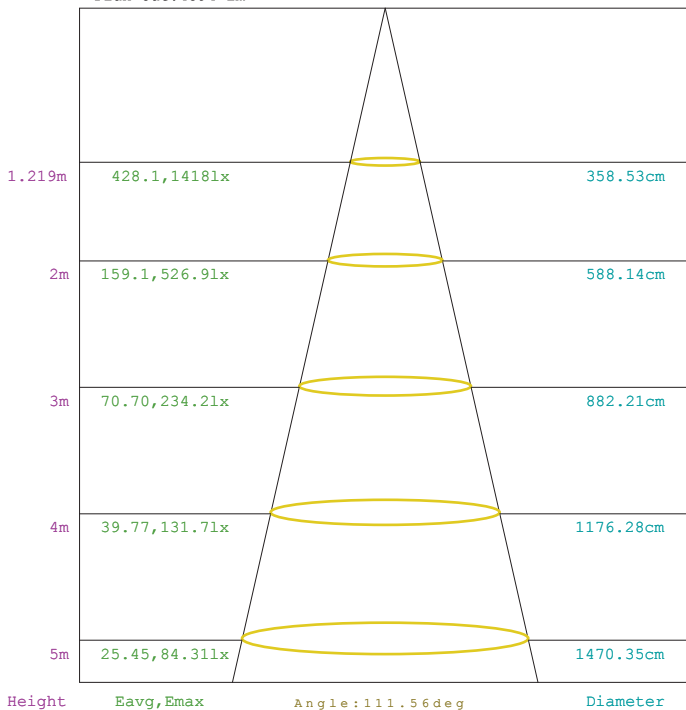
- Can replace 80W/120W grill light.
- Suitable for applications in the following places: supermarkets, hypermarkets, warehouses, schools, meeting rooms, offices, hospitals etc.
- Main material AL+PMMA.
- Uniform light, no glare.
- Good heat dissipation and super slim.
- Installation: suspended or recessed.
- Compatible with trailing edge dimmer.

LED flat panel light

LUMINOUS INTENSITY DISTRIBUTION DIAGRAM



Flux out: 4394 lm



Note: The Curves indicate the illuminated area and the average illumination when the luminaire is at different distance.

54W

5400 lumens

3800 ~ 4250K Cool White

5 Year Warranty

LED

COLOR 2700K 3000K 3800-4250K 6500K



TECHNICAL INFORMATION

Specifications:

Wattage	54W / 1.54A
Efficacy (lm/W)	90-100
Lumen Maintenance (L70)	50 000 hours
Operating Temperature	-20 °C to 40 °C
Beam angle	120°
Power Factor	>0.9
Voltage	100 - 230V AC
Lumens	5400lm
Colour Rendering	>80
Colour Temperature	3800 - 4250K
Humidity	10% - 90% RH, non condensing
IP rating	IP40

THE PACKAGE CONTAINS



1 x 54W LED Flat Panel light

PACKAGE DIMENSIONS



Height (mm)	Length (mm)	Width (mm)	Weight (kg)
665	1310	95	6.1

54W LED Flat Panel light

Cool White

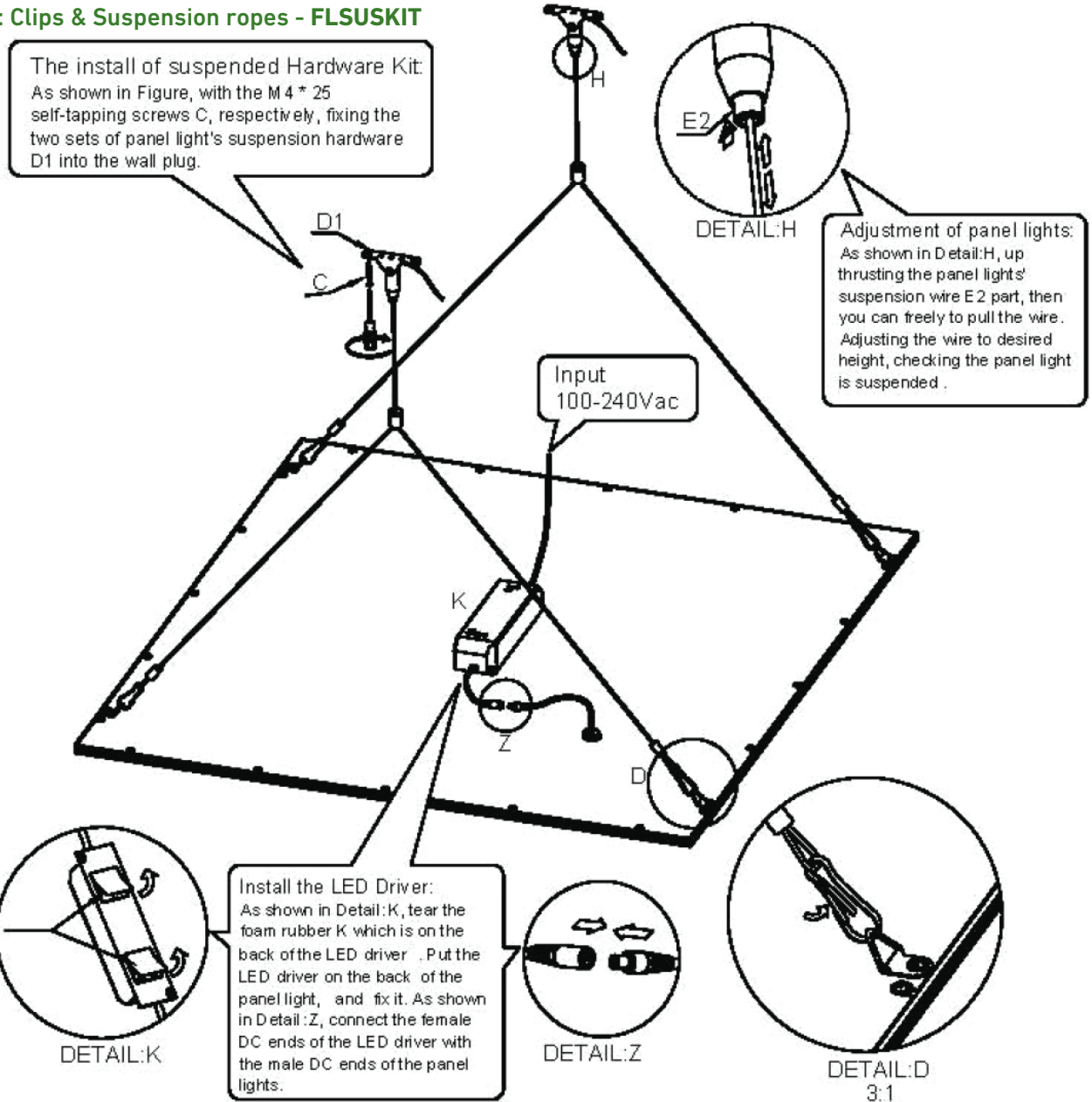


Product Code: FL54PANC

Barcode:

Installation Method (Suspended Installation)

Optional Extra: Clips & Suspension ropes - FLSUSKIT



54W LED Flat Panel light

Cool White

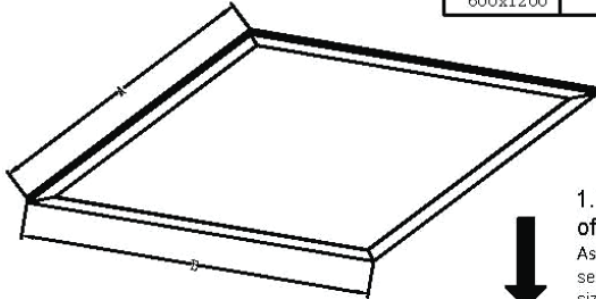


Product Code: FL54PANC

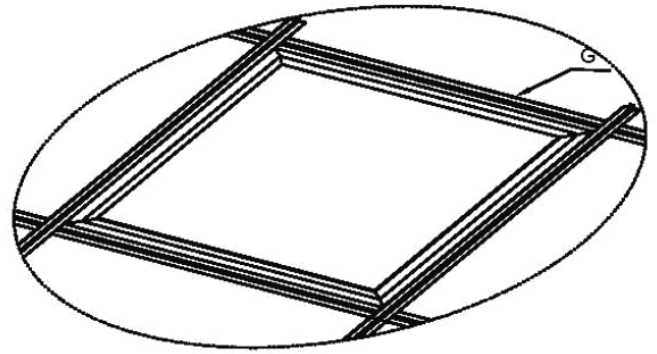
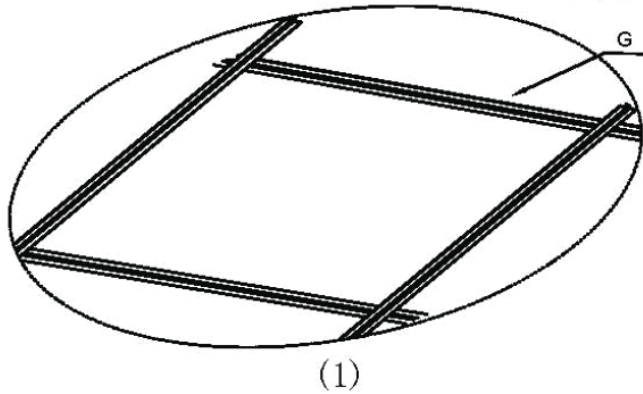
Barcode:

Installation Method (Embedded Installation)

Dimension	A	B
	MIN (mm)	MIN (mm)
300x300	295	295
300x600	295	595
300x1200	295	1195
600x600	595	595
600x1200	595	1195

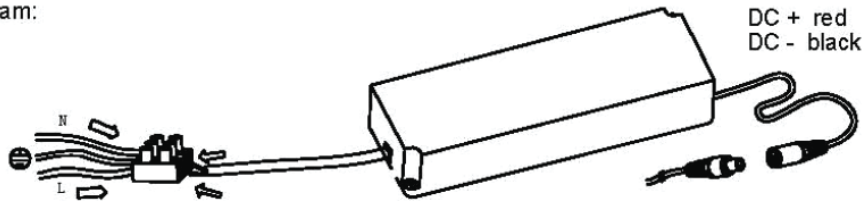


1. The installation of the panel light:
As shown in Figure (1), select the appropriate size of ceiling; place the panel lights directly above the keel G of the suspended ceiling.



2. The installation of the panel light:
Connect the female DC ends of the LED driver with the male DC ends of the panel lights. Hide the LED driver in the ceiling. The effect of installed panel light is shown in Figure (2).

LED driver wiring diagram:



Input AC100V~240V 50/60Hz.

Output (with the female DC ends)